

EPB-PW Miniature Pressure Transducer



- Miniature design (body ø6.4 mm)
- Titanium Construction
- EMI Protected per CE Compliance
- IP68 Ingress Protection
- Sealed Gauge reference



DESCRIPTION

The **EPB-PW** pressure transducer is specifically designed for pore water applications in either centrifuges or laboratory equipment. Using either ceramic or bronze sintered filters, the sensor can be used on clay or sand-based materials.

Made of titanium, the **EPB-PW** provides a rugged construction and is not affected by external clamping forces when fitted. Having a miniature design of 6.4 x 11.4mm ensures it is backwards compatible with other older manufacturers' products. This miniature pressure transducer features an **IP68** rating, flexible cable and is available with options such as a **PT1000** temperature sensor upon request.

The standard version is suitable for many applications, but the dedicated design team at our Transducer Engineering Centre stands ready to provide a custom design as required.

FEATURES

- Miniature Design and Light Weight
- Pressure Range: 1 to 70 Bar (15 to 1000 psi)
- -40°C to +80°C Operating Temperature Range

APPLICATIONS

- Pore Water Measurement
- Centrifuge
- Laboratory

STANDARD RANGES

Pressure ranges		Pressure Reference Sealed	Pressure Limit	Output "FSO" (nom.)	CNL&H (%FSO)	Thermal Zero Shift "TZS" (/50°C)
(BAR)	(PSI)					
1	15	•	4.5 x FS	30 mV	±1%	±4 % FSO
1.5	25	•	3 x FS	50 mV	±1%	±2 % FSO
3.5	50	•	2 x FS	75 mV	±1%	±2 % FSO
7	100	•	2 x FS	125 mV	±0.5 %	±1.5 % FSO
15	250	•	2 x FS	125 mV	±0.5 %	±1.5 % FSO
35	500	•	2 x FS	125 mV	±0.5 %	±1.5 % FSO
70	1K	•	2 x FS	125 mV	±0.5 %	±1.5 % FSO

EPB-PW Miniature Pressure Transducer

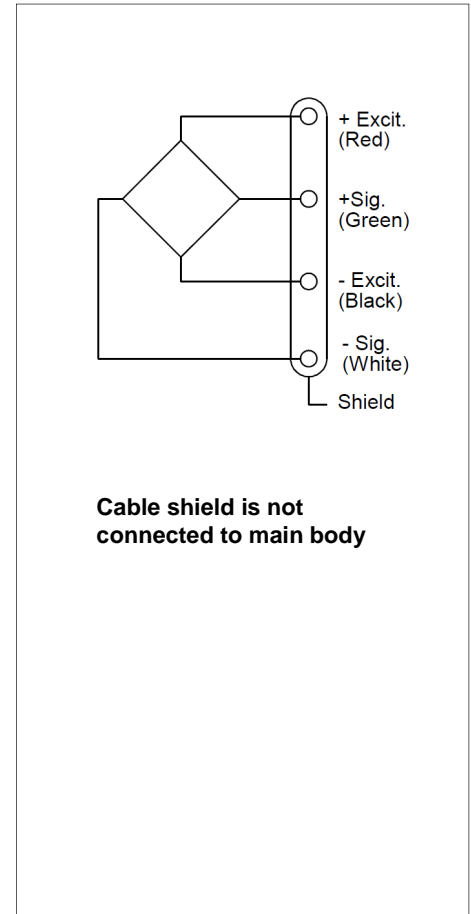
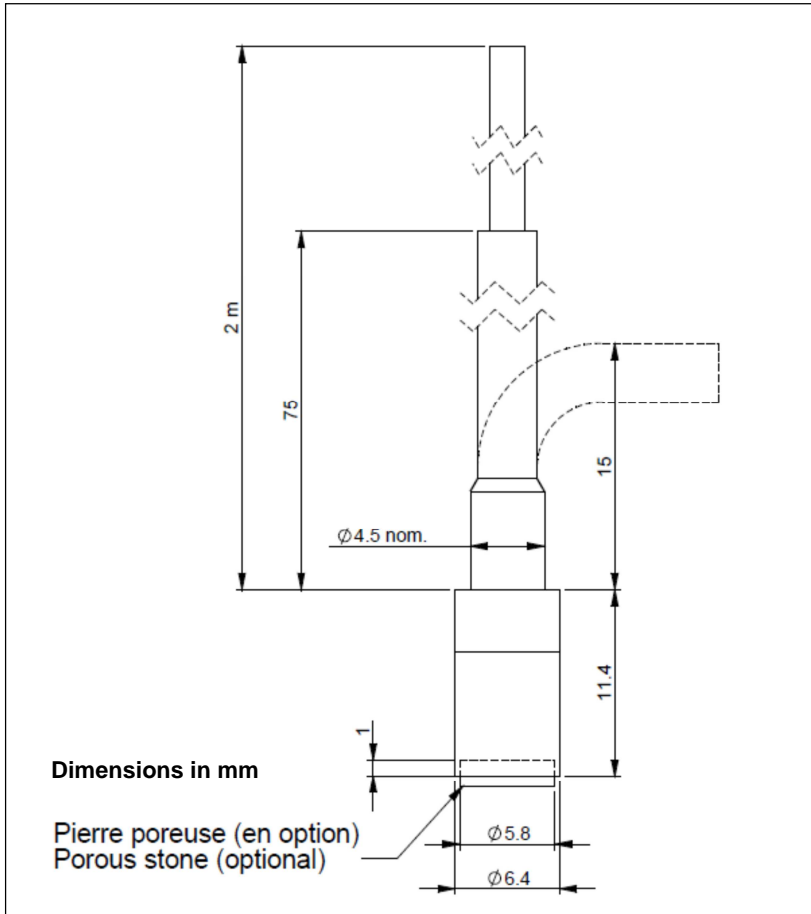
PERFORMANCE SPECIFICATIONS

All values are typical at temperature 20±1°C (unless otherwise specified)

PARAMETERS	VALUES	NOTES
Supply Voltage	10VDC	See option table for other Voltages
Input Resistance	1000Ω nom.	
Output Resistance	400Ω nom.	
Non-Repeatability	±0.25 % FSO	
Thermal Sensitivity Shift "TSS"	±2% / 50°C [/100 °F]	
Operating Temperature	-40°C to 80°C [-40 to 170 °F]	
Compensated temperature	0°C to 60°C [32 to 140 °F]	See option table for other temperatures
Zero Offset at 23°C	± 10 mV	
Protection index	IP68 – 10 meters (1bar)	
CE conformance according to	EN 61010-1, EN 50081-1, EN 50082-1	

For custom configurations, consult factory.

DIMENSIONS & WIRING SCHEMATIC (IN METRIC)

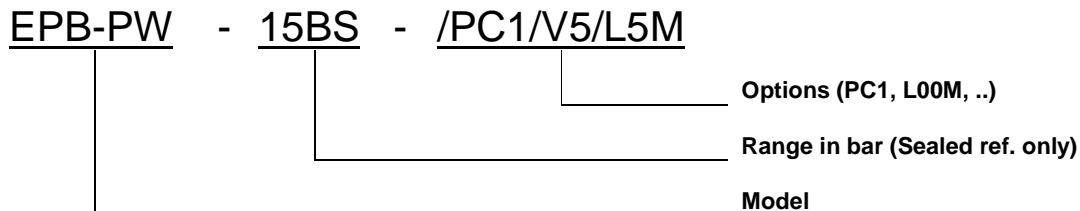


EPB-PW Miniature Pressure Transducer

OPTIONS

Z0 : Compensation Temperature Range -40 to 20°C [-40 to 70°F]
V5 : Excitation 5 Vdc and signal 50% of the FSO range
PCxx : Porous Ceramic installed. Replace "xx" by air entry value 0.5; 1; 3 or 5 bar
L00M : Special cable length, replace "00" with total length in meters

ORDERING INFORMATION



RECOMMENDED ACCESSORIES

Description	Air entry value	Maximum pore size	Part Number
PC : Porous Ceramic with air entry from 0.5 to 5 bar ordered separately	Porous Ceramic 0.5 bar	6.0 µm	ZPBS6220040.5
	Porous Ceramic 1 bar	2.5 µm	ZPBS6220041
	Porous Ceramic 3 bar	0.7 µm	ZPBS6220043
	Porous Ceramic 5 bar	0.5 µm	ZPBS6220045
BF : Bronze Filter	Consult factory	Consult factory	Consult factory

NORTH AMERICA

Measurement Specialties, Inc.
Vibration Design Center
32 Journey - Suite 150
Aliso Viejo, CA 92656
United States USA
Tel: 1-949-716-0877

EUROPE

Measurement Specialties
(Europe), Ltd.
26 Rue des Dames
78340 Les Clayes-Sous-Bois,
France
Tel: +33 (0) 130 79 33 00

ASIA

北京赛斯维测控技术有限公司
北京市朝阳区望京西路48号
金隅国际D座302
电话：+86 010 8477 5646
传真：+86 010 5894 9029
邮箱：sales@sensorway.cn
<http://www.sensorway.cn>

The information in this sheet has been carefully reviewed and is believed to be accurate; however, no responsibility is assumed for inaccuracies. Furthermore, this information does not convey to the purchaser of such devices any license under the patent rights to the manufacturer. Measurement Specialties, Inc. reserves the right to make changes without further notice to any product herein. Measurement Specialties, Inc. makes no warranty, representation or guarantee regarding the suitability of its product for any particular purpose, nor does Measurement Specialties, Inc. assume any liability arising out of the application or use of any product or circuit and specifically disclaims any and all liability, including without limitation consequential or incidental damages. Typical parameters can and do vary in different applications. All operating parameters must be validated for each customer application by customer's technical experts. Measurement Specialties, Inc. does not convey any license under its patent rights nor the rights of others.